










1. Place template under parchment. Hold tip ½-inch above middle of circle.






2. Squeeze batter until it reaches the inside line of the circle.






3. Quickly release all pressure, and flick pastry tip away in small, circular motion.



EdibleTimes
food + health + truth



www.edibletimes.com



1.5"